


A a



Writing practice.

A a A a A a A a A a

A a A a A a A a A a


Stars awarded : 

A a


Blend the sounds and read the words. Tick the box if you get it right.

at

sat



Tick the little box and colour the pictures that have the / a / sound in them.



Stars awarded : 

A a

A a A a A a A a A a

A a A a A a A a A a

A a A a A a A a A a

A a A a A a A a A a

A a A a A a A a A a

Stars awarded :     

STEPS	DOC	INSTRUCTIONS
1	SET 1 PG10	<p>Introduce the / a / sound using a few sentences and lots of pictures. Some examples below. Pay close attention to the / a / words.</p> <p><b>Example : Alice packed an apple to school. She set the apple on the table. A string of ants marched up to the apple and carried it away. Alice could not find her apple anywhere.</b></p>
2		Show pictures of ants eating an apple.
3		Writing practice. Trace over dotted lines.
4		<p>Stars awarded. Colour in the number of stars according to how the child performed in the worksheet :</p> <p>* Colour within the lines * Able to follow the dotted lines.</p>
5	PG11	Blend the sounds and read the words. Tick the box if you get it right.
6		<p>Tick and colour the pictures that have the / a / sound.</p> <p>Answers : ants, axe, arrow.</p>
7		<p>Stars awarded. Colour in the number of stars according to how the child performed in the worksheet :</p> <p>* Colour within the lines * Able to identify the sounds in the pictures * Able to remember the sound</p>
8	PG12	Trace over the / a / sounds.
9		<p>Stars awarded. Colour in the number of stars according to how the child performed in the worksheet :</p> <p>* Able to follow the dotted lines</p>