



Writing practice.



Stars awarded : 




Blend the sounds and read the words. Tick the box if you get it right.

tip


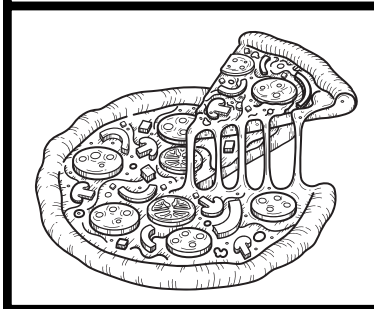

pat

pit


taps



Tick the little box and colour the pictures that have the / p / sound in them.



Stars awarded : ★ ★ ★ ★ ★



Stars awarded : 

| STEPS | DOC           | INSTRUCTIONS   |
|-------|---------------|--|
| 1     | SET 1<br>PG13 | <p>Introduce the / p / sound using a few sentences and lots of pictures. Some examples below. Pay close attention to the / p / words.</p> <p><b>Example : There was a pretty princess that lived in a palace. She loved to eat popcorn for lunch and pizza for dinner.</b></p> |
| 2     |               | Show pictures of food that starts with a "p" eg pizza & popcorn.   |
| 3     |               | Writing practice. Trace over dotted lines.   |
| 4     |               | <p>Stars awarded. Colour in the number of stars according to how the child performed in the worksheet :</p> <p>* Colour within the lines<br/>* Able to follow the dotted lines.</p>  |
| 5     | PG14          | Blend the sounds and read the words. Tick the box if you get it right.   |
| 6     |               | <p>Tick and colour the pictures that have the / p / sound.</p> <p>Answers : pen, pizza, pear.</p>  |
| 7     |               | <p>Stars awarded. Colour in the number of stars according to how the child performed in the worksheet :</p> <p>* Colour within the lines<br/>* Able to identify the sounds in the pictures<br/>* Able to remember the sound</p>  |
| 8     | PG15          | Trace over the / p / sounds.   |
| 9     |               | <p>Stars awarded. Colour in the number of stars according to how the child performed in the worksheet :</p> <p>* Able to follow the dotted lines</p>   |